

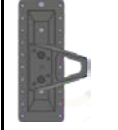






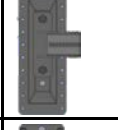


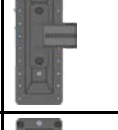



## Type of fixing





force/screw

force/screw

Bracket KS0150 with 2 wall screws		3.5 kN	1.5 kN
Bracket KS0150 with 5 wall screws		1.8 kN	0.6 kN
Bracket KS0150 + with Base Plate FP0300 with 2 wall screws		1.3 kN	1.5 kN
Bracket KS0150 + with Base Plate FP0300 with 6 wall screws		0.3 kN	0.5 kN
Bracket KS0300 with 2 wall screws		7.3 kN	1.6 kN
Bracket KS0300 with 5 wall screws		3.7 kN	0.6 kN
Bracket KS0300 + with Base Plate FP0300 with 2 wall screws		2.7 kN	1.6 kN
Bracket KS0300 + with Base Plate FP0300 with 6 wall screws		0.6 kN	0.5 kN
KS4570 with 2 wall screws		4.8 kN	0.7 kN
KS4570 + with Base Plate FP0300 with 2 wall screws		2.8 kN	0.7 kN
KS4570 + with Base Plate FP0300 with 6 wall screws		0.7 kN	0.2 kN
KS7010 with 2 wall screws		6.5 kN	0.7 kN
KS7010 + with Base Plate FP0300 with 2 wall screws		3.8 kN	0.7 kN
KS7010 + with Base Plate FP0300 with 6 wall screws		0.9 kN	0.2 kN

## Loads on screws in walls for drop-down cat ladders according to SS 8

MA1001

Type of fixing		Tensile force/screw	Transverse force/screw
Bracket FB0012 with 2 wall screws		2.1 kN	0.6 kN
Bracket FB0012 + with Base Plate FP0300 with 6 wall screws		0.5 kN	0.2 kN
Bracket FB0012 + with Base Plate FP0300 with 12 wall screws		0.1 kN	0.1 kN
Back Mounted Base Plate FP0300 with 6 wall screws		0.2 kN	0.2 kN

## Loads on screws in wall for platform according to EKS 8

Type of fixing		Tensile force/screw	Transverse force/screw
Bracket PK0700 with 3 wall screws		1.7 kN	3.4 kN
Bracket PK1000 with 3 wall screws		2.4 kN	3.5 kN
Suspension bracket HK0700 with 2 wall screws		3.4 kN	5.5 kN

## Loads on screws in wall for standing platform

Type of fixing		Tensile force/screw	Transverse force/screw
Standing platform SP0400 with 2 M10 wall screws		2.5 kN	1.3 kN
Standing platform SP0400 with 6 M6 wall screws		0.9 kN	0.6 kN